



YARRA CITY COUNCIL PERMEABLE PAVEMENT PILOT PROJECTS



OVERVIEW



Presentation Overview:

- Context
- Construction information
- Rutland Street Overview

PRESENTATIONS



Strategic Plan



Design
Development



Construction
& Capacity
Building



Research &
Replication


Engeny

Melb Uni



CONTEXT

WHY PERMEABLE PAVEMENT IN YARRA



ABOUT THE PILOT PROJECTS



Ramsden St Oval Carpark



Rutland Street



INTENT OF THE PILOT PROJECTS



- Product Selection and Design Development
- Construction and Capacity Building
- Research and Replicate



**AUSSIE
CIVIL**



STRATEGIC PLAN



YARRA IWM PLAN

PLANNING, DESIGN &
CAPITAL DELIVERY

COMMUNITY ENGAGEMENT

LEADING ORGANISATIONAL
CHANGE

WSUD

Flood
Management

Alternative
Water Supply
/ Greening

Creating a
water story

Creating a
knowledge
bank

Celebrating
achievements

Policy,
Governance
and
Legislation

Council
Systems and
Processes

Tools and
Guidelines

FOCUS PROJECTS FY21/22



PLANNING, DESIGN & CAPITAL DELIVERY

COMMUNITY ENGAGEMENT

LEADING ORGANISATIONAL CHANGE

Flood Hot Spot Review/
Flood Mapping

Ed. Gardens SWH Review

Rutland St Perm Pavement Trial (SV)

IWM Strategic Opportunities

Ramsden Oval SWH Scheme Detailed Design

IWM Strategic Comm. Engagement Plan

Creating a Water Story

Ramsden Oval Community Engagement

Stormwater Framework Review

Participation in the Yarra IWM Forum

Internal Engagement driving IWM Plan Actions

Ramsden Oval Perm Pavement Trial (DELWP)

Scoping for Permeable Pavement Research Package (Melb Uni)

Creating a knowledge bank

A celebration of YCC's achievements

IWM Advice on private and YCC projects



CONSTRUCTION

**AUSSIE
CIVIL**



CONSTRUCTION RUTLAND STREET

CONSTRUCTION



STEP 1 – Earthworks & underground assets




CONSTRUCTION

STEP 2 – Geocell & Screening Layer



CONSTRUCTION


STEP 2 – Drainage Connection



CONSTRUCTION



STEP 3 – Permeable Pavement Installation



CONSTRUCTION



STEP 4 – Tree Planting



A photograph showing three construction workers in orange high-visibility shirts and blue pants working on a carpark. One worker is using a wheelbarrow to transport material, another is using a long-handled tool to spread it, and a third is bent over near a large blue water tank. The site is enclosed by a chain-link fence with orange safety netting. In the background, there is a large black water tank and a green field. The text "CONSTRUCTION RAMSDEN STREET OVAL CARPARK" is overlaid in white on a dark semi-transparent background.

CONSTRUCTION
RAMSDEN STREET OVAL CARPARK

CONSTRUCTION



STEP 1 – Earthworks & underground assets



CONSTRUCTION



STEP 2 – Geocell & Screening Layer and Activated Media Filter



CONSTRUCTION



STEP 3 – Permeable Pavement Installation



COMMUNITY EDUCATION - RAMSDEN



[Councillors](#) | [News](#) | [Hc](#)

[HOME](#) [COVID-19](#) [ABOUT US](#) [SERVICES](#) [THE AREA](#) [WHAT'S ON](#)

[Home](#) > [News](#) > Ramsden street permeable pavement trial

RAMSDEN STREET OVAL CARPARK PERMEABLE PAVEMENT TRIAL

Thursday 31 March 2022



<https://www.yarracity.vic.gov.au/news/2022/03/31/ramsden-street-permeable-pavement-trial>

COMMUNITY EDUCATION - RUTLAND



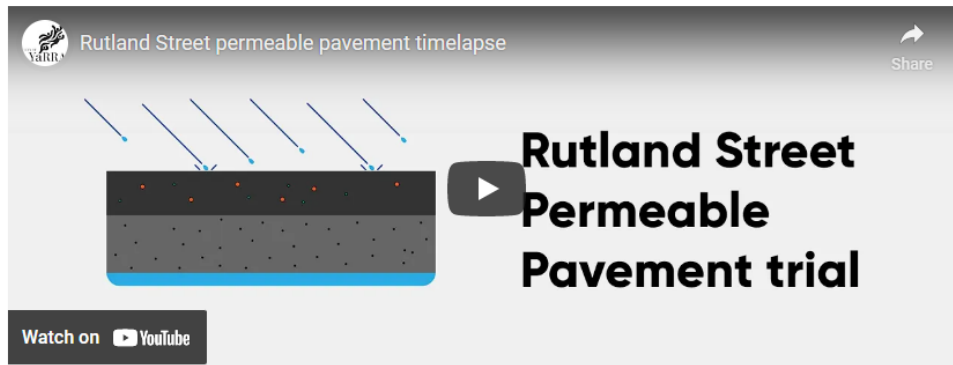
Councillors | News | Hi

HOME COVID-19 ABOUT US SERVICES THE AREA WHAT'S ON

[Home](#) > [News](#) > Innovative design helps our waterways

INNOVATIVE DESIGN HELPS OUR WATERWAYS

Thursday 28 July 2022



An innovative new pavement project will help to protect waterways in Yarra. The initiative is supported by Sustainability Victoria's Sustainable Infrastructure Fund, in partnership with the University of Melbourne.

<https://www.yarracity.vic.gov.au/news/2022/07/28/innovative-design-helps-our-waterways>